




Ethernet RJ45-B Data Port



IN STOCK

No long lead times as this standardized unit allows "off-the-shelf" availability in the quantities you need.

AIRCRAFT QUALITY

All aluminum 2024-T3 construction with anodized housing and pre-terminated M22759/16 aircraft wire.

INSTALLATION KIT

No additional parts to buy.

The aircraft mating connector and universal mounting hardware is included.

- The RJ45-B Data Port is constructed to aircraft industry quality standards. The unit is provided with a universal mounting bracket clamp and the required mating connector installation kit.
- The unit has an integral spring loaded lid that protects the Ethernet Data Port from moisture and damage. The lid will automatically close when the outlet is not being utilized.
- Ethernet Modular Jack conforms to FCC regulations part 68 and REA Bulletin 345-81, PE-76 Specification.
- Operating temperature rated at -40° to +85°C.
- The RJ45-B data port assembly is machined from aircraft quality 2024-T3 aluminum and anodized in accordance with MIL-A-8625 for corrosion protection.
- The interconnect cable is M22759/16 aircraft wire terminated with M39029/64-369 contacts and a standard 9 contact D-subminiature connector and strain relief with female screw locks.
- The RJ45-B assembly is provided with an aircraft mating connector kit consisting of contacts, connector, male screw locks, and strain relief.



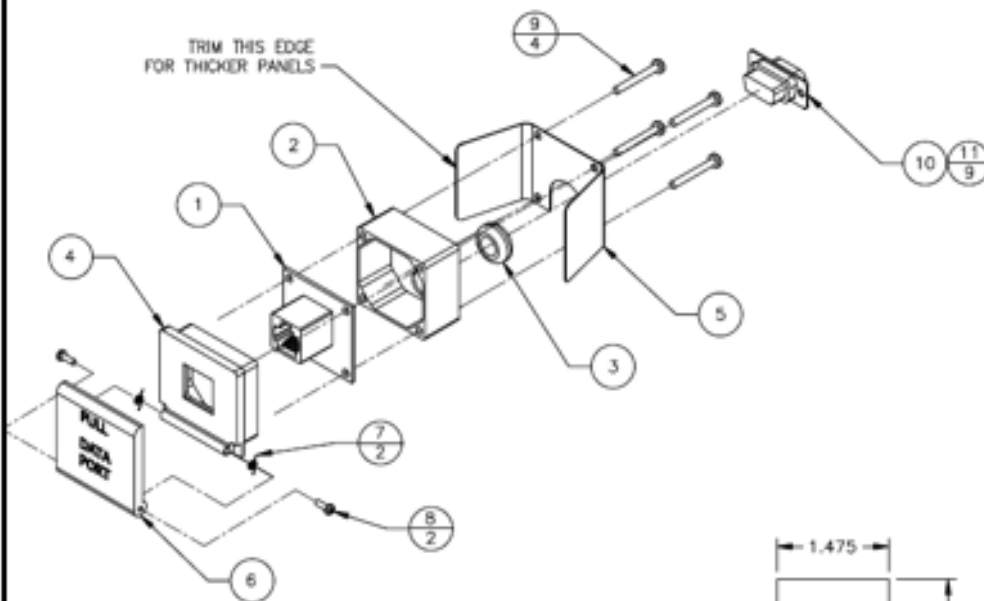


CurrentTech

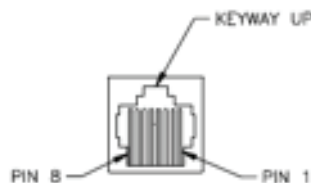
RJ45-B DATA SHEET

RECOMMENDED MOUNTING PANEL THICKNESS .032"-.040" (.81mm-1.0mm).
ITEM 5 MOUNT BRACKET MAY BE TRIMMED FOR THICKER MOUNTING PANEL.

REVISION HISTORY		
SYM	DESCRIPTION	DATE
A	REDRAWN IN AUTOCAD	10-05-12



ELECTRICAL CONNECTIONS	
RJ45 JACK	D-SUB CON
PIN 1	PIN 1
PIN 2	PIN 2
PIN 3	PIN 3
PIN 4	PIN 4
PIN 5	PIN 5
PIN 6	PIN 6
PIN 7	PIN 7
PIN 8	PIN 8
N/A	PIN 9 NOT USED



RECOMMENDED MOUNTING CUTOUT.
ALLOW 1.70 DEPTH BEHIND PANEL

* PART NOT SHOWN

ITEM	QTY	PART NUMBER	DESCRIPTION
18	AR*	XPF-1/4	SLEEVING
17	AR*	M22759/16-22-9	WIRE, 22AWG
16	2*	207467-1	CLAMP, CABLE
15	2*	5205980-1	SCREWLOCK, MALE
14	9*	M39029/63-368	CONTACT, SOCKET
13	1*	205203-8	CONNECTOR, RECEPTACLE
12	2*	5745563-3	SCREWLOCK, FEMALE
11	9	M39029/64-369	CONTACT, PIN
10	1	205204-9	CONNECTOR, PLUG
9	4	MS35206-221	SCREW, PNHD, #4-40
8	2	MS35206-203	SCREW, PNHD, #2-56
7	2	Q-91508 REV 1	SPRING
6	1	12720-06	DATA PORT LID
5	1	RB-0002	MOUNT BRACKET
4	1	12720-04	DATA PORT BEZEL
3	1	MS35489-6	GROMMET
2	1	12720-02	REAR HOUSING
1	1	RJ45-05	JACK & BOARD ASSY

PARTS LIST

CURRENTTECH PO BOX 13361 ARLINGTON, TX 76094 214.693.6751	
QRC TITLE	REV LT
RJ45-B CUSTOMER DATA SHEET	A
QRC NO.	
RJ45-B CDS	
SCALE: NONE	SHEET 1 OF 1

THESE TECHNICAL DATA AND DESIGNS DISCLOSED
HEREIN ARE THE EXCLUSIVE PROPERTY OF
CURRENTTECH AND/OR CONTAIN PROPRIETARY
RIGHTS OF OTHERS AND ARE NOT TO BE USED
FOR FABRICATION OF PARTS WITHOUT PRIOR
WRITTEN CONSENT OF CURRENTTECH

Distributed by: **DALLAS AVIONICS, INC.**

HEADQUARTERS

2525 Santa Anna Ave.
Dallas, Texas 75228
Local: 214-320-9770
Toll Free: 800-527-2581
Fax: 214-320-1057

BRANCH LOCATION

805 W. 5th Street
Lansdale, PA 19446
Local: 215-368-9966
Toll Free: 800-523-5949
Fax: 215-368-9673



CurrentTech

PO Box 13361
Arlington, Texas 76094
Phone 214.693.6751
www.currenttech.net